

LUMINAIRE 3
Innov-is XP3



brother
at your side

Simply Brilliant

Say hello to the Luminaire Innov-is XP3 – the latest and greatest sewing, embroidery and quilting machine from Brother. In addition to our revolutionary StitchVision projection technology, the Luminaire XP3 has powerful wireless capabilities, so you can transfer embroidery designs directly from your PC. You can even send your images from a smart phone or tablet, get alerts when it's time to change thread and enable multiple Brother machines to work together. It's a machine that's as brilliant as your ideas.

LUMINAIRE 3
Innov-is XP3





Stitch Vision Technology

Unlock precise placement of stitches and embroidery designs

With Brother's high-resolution camera and projector, you'll see your designs come alive on your fabric before any stitch has been sewn.* Intuitive placement equals professional results.

Choose your design, adjust the length or width and see the stitch on the fabric before you start sewing.

Get it right first time with our clear Stitchvision projector technology. Check the actual size and placement of your embroidery design over your chosen stitch area, depending on the size of the design.

For enhanced visibility, no matter what fabric you're working with, you can choose from green, red or white guidelines and embroidery pointer.

5" x 3"
Virtual Preview
Area

*In some cases, there might be some difference between the projector view and actual embroidery stitch-out based on material used.

2-in-1 sensor pen

Use the innovative 2-in-1 sensor pen to make adjustments to your stitches directly onto your fabric for even more accuracy. Adjust stitch width, length, and left/right shift. Easily switch your stitch design by pressing the left or right arrow keys using the sensor pen. No need to go back and forth on the touchscreen.


Brother's unique 2-in-1 sensor pen works on both the touchscreen and your fabric, allowing you to work how you want, in the way you want.



Guideline marker and grid

Achieve the straightest stitching you've even sewn. The projector can also be set to display a guideline marker in single, double, angled, and gridlines.


Easily sew multiple rows of parallel stitching, pin tucks, hems, curtain rod pockets, mitred corners, diamond cross hatching, decorative stitches and more.



Enhanced InnovEye Plus Technology

InnovEye Plus Technology is unrivalled when it comes to precision and accuracy. The ability to scan the entire embroidery area provides virtually endless creative options and helps take the guesswork out of your projects.

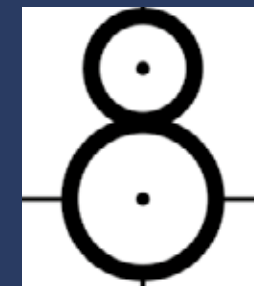
With super-fast scanning speeds, you can spend more time creating and less time waiting.




End point sewing function

Stop your stitch in the perfect place by just placing the End Point Sewing Sticker on your project.

A helping hand from the snowman



The Luminaire Innov-is XP3 uses the innovative Snowman sticker placement system to split and combine large patterns perfectly, and to accurately place designs on your fabric. Join large quilt sashes, continuous borders and oversize designs quicker than before. Instant perfection for your precious projects.



See it. scan it, sew it

Convert scanned images into embroidery data in just a few seconds – with no extra software required.

The Luminaire XP3 has the ability to recognise line art. Automatically create beautiful embroidery from hand-drawn designs, graffiti, pattern templates or even your signature.


Simply draw an outline in pen and put the paper on the scanning frame. The camera automatically turns the image into embroidery data. Adding your own personal touch has never been easier.

Unique Design Techniques



Large connect designs

When you want to 'go big' on your next embroidery project, the five built-in large connect embroidery designs are a great starting point. Select from ornate flowers, birds, and other elaborate designs.



Ornate long stitch technique

Use any of the ten built-in Long Stitch designs to add stunning geometric, string art style embellishment.

Creative yarn couching

Enhance your makes with 3D embroidered yarn letters.

Room to move, room to create, room to breathe

Supersize yourself with Brother's largest workspace, longest arm, biggest embroidery frame, huge 10.1" bright LCD touchscreen and the most generous selection of embroidery, stitch and quiltbroidery patterns on any of our machines.

Largest Brother embroidery frame

Make your projects larger than life with the 408 x 272 mm (16 x 10.7") frame, the largest that Brother currently offers.

To ensure your project doesn't slip and is held tightly for the duration of embroidering, our largest frame comes with an ergonomical spring lever release mechanism and features rubber plates on both sides of the inner frame.

Expansive workspace and embroidery area

With the powerful combination of Brother's largest workspace, and the generous 13" (332 mm) needle to arm span, projects of any size are easily managed. Effortlessly accommodate any large embroidery or bulky project – even a king-sized quilt.



254 x 254 mm (10 x 10") magnetic frame*

Hoop thick materials with ease. Avoid fabric shifting and the need to rehoop the fabric when connecting designs or embroidering large areas. Just slide the fabric on the frame for the next area to be embroidered.

*Additional purchase required

My Design Center make your projects unique

This powerful, yet user-friendly platform can't be found anywhere else. At the touch of a screen quickly and easily design your own embroidery patterns, creating projects that are as unique as you are.

Draw straight into the platform or scan pictures and clip art with the built-in camera scanning function – there's no need for any additional software! You can even import custom decorative fill patterns and line motifs that you've created in PE-Design 11*.

New to the Luminaire Innov-is XP3 we've added six new decorative fill patterns, a ten-key input for sizing for better design editing, and a numbering system for stamp shapes for valuable referencing.

With the savvy 'No Sew' feature, you can remove different aspects of a design before you start so you can see what you do, and don't, want to stitch out.

Create
Custom Works of Art



1. Scan it
2. Convert it
3. Embroider it

*additional purchase required.

Create custom works of art




From fine lines to fine art

For improved drawing techniques, the Luminaire Innov-is XP3 comes with our new fine-tip stylus pen included.

My Design Center decorative fill options

Fill your world with pattern, with the 48 included decorative fill options inspired by geometric shapes, basket weaves, leaves and bubbles.



Custom draw

Use the scanning frame or draw directly on the LCD display to create your own unique patterns.

Intuitive user-friendly Interface

The interface has been redesigned and now features easy to use functions, like the pan tool, up and down and side scrolling, undo/redo, flip and more.

Connect fill patterns

Connect your fill patterns to make a continuous design using the position offset function.

Precise area selection

Freestyle selection – select your desired image only, without any other unwanted parts of a design.

Stitch with consistent quality, tie-off stitches at the touch of a button, feed denims and silks with ease, automatically sew buttonholes. We've reimagined sewing machine technology especially for those who dream of perfection.

1,554 built-in embroidery designs
Including 192 Disney characters

844 built-in sewing stitches
Including 10 exclusive Disney designs. Majority of these new stitches can also be used in embroidery mode.

Quick release needle plate
No screwdriver necessary! Remove the whole needle plate even while the embroidery unit or optional wide table is connected, by simply using a slider button.

Needle drop position
A T-shaped embroidery pointer shows you the exact needle drop position ensuring you always start in the right place, first time.

Lockstitch button

At the touch of a button, tie-off stitches can be easily sewn at the beginning and end of the stitch. When pressing the button while sewing a decorative stitch, the machine will stop automatically after completing the motif.

Flexible presser foot height stop with knee lifter

Free up your hands using the knee lift to raise/lower the presser foot. Ideal when working on larger projects such as quilts.

Needle position

We understand you want to easily change and place your stitching accurately when sewing or quilting. No need to move your fabric around, just adjust the needle to the perfect position.



LUMINAIRE 3
Innov-is XP3

Speedy sewing

With sewing and embroidery speeds of up to 1050 stitches per minute, projects can be created and finished quickly.

2 USB & 1 SD card Ports

Connect a USB device such as a USB flash drive or a card reader or a SD card.

SFDS – Square Feed Drive System

Square Feed Drive System provides super-smooth fabric feeding for superior stitch quality.

Quick-set bobbin

Just drop in a full bobbin and be ready to sew immediately.

Automatic electronic needle threading

Threading the needle is so simple, at the touch of a button.

Central controls

Handy central controls help make sewing simpler. Touch buttons provide fingertip control of machine functions.

Slide speed control

Adjust the speed from slow to fast. This can also be set to alter stitch width whilst sewing.

Bobbin winding with 5 different levels

A dedicated bobbin winding motor enables new bobbins to be wound even while you continue to sew. Now choose from five levels of bobbin winding volume – especially good for thinner embroidery bobbin thread.

Direct dual-drive foot

Brother's unique dual-drive foot allows you to feed an array of fabrics such as denims or silks with ease. The motor-driven dual-drive foot can be directly adjusted from the touch screen to accommodate different fabrics.

Automatic presser foot lift

So you don't have to let go of fabric to lower the presser foot.

Magnetic foldable spool stand

This spool stand features 2 magnets, which adheres to the top cover. Unfold, place in the lid and you are ready to go!



Creative perfection has never been easier

The Luminaire Innov-is XP3 is the ultimate in luxury sewing experience, with dream features designed for those who seek results that are as brilliant as their ideas.



Breeze through sewing on thin or layered fabrics with the digital dual feed. Get super smooth feeding on all fabrics, with Brother's innovative System Square Feed Drive System.

Precision stitch placement

See your stitches projected directly onto the fabric for perfect placement. Easily switch between stitch designs, change size and width and move your needle position by using the 2-in-1 sensor pen directly on your fabric.

Stitch tapering

Add a professional taper to jeans, tops, and home decor. Simply choose the stitch you want to use, the angle of the start and end of the taper, and the number of repeat stitches in the pattern cycle.




Multi-function Foot Controller

Ergonomically redesigned the included Multi-Function Foot Controller has an updated heel and toe kick angle. We've also reduced the spring load of the main pedal for easier stepping and load reduction.




Advanced N+ foot

The new N+ foot has a durable coating for feeding fabric smoothly. The guide helps to keep your fabric stable.



Direct dual-drive foot

Brother's unique dual-drive foot allows you to feed an array of fabrics such as denims or silks with ease.



Flexible decorative stitching

Most decorative stitches can now be enlarged up to 120%, or reduced by 50%, for creating that's as flexible as you are.

844 built-in sewing stitches

Out of 844 utility and decorative stitches, there are 144 new stitch patterns, including 10 exclusive Disney designs. Many of these stitches can also be used in embroidery mode.



Lever-less camera detecting buttonhole foot sewing

Take the hard work out of buttonholes! The camera assisted buttonhole foot recognises the size of your button and automatically determines the correct sewing size. The clever lever-less system ensures there's no risk of thick fabric like fleece being caught and distorting.



Over 1,500 beautiful Embroidery Designs

Let your imagination run wild with the Luminaire's extensive library of over 1,500 built-in embroidery designs. Including Disney, Anna Aldmon, Zundt, Zentangle, and Pierre Joseph Redouté. And if that's not enough, there are also 10 geometric long-stitch designs to choose from.

Bring the dream of Disney alive

The enchanting world of Disney just got better! 192 exclusive built-in embroidery designs and 10 fun Disney decorative stitches.

From Mickey to Elsa to Nemo, the Luminaire Innov-is XP3 is the ideal machine to sew or embroider some Disney magic into your family's life.



192
Built-in Disney
embroidery designs





Fast embroidery completion speeds

Enjoy embroidery speeds comparable to a 10-needle embroidery machine with speeds up to 1,050 stitches per minute. Thanks to the brushless motor mechanism, expect amazing embroidery results without the noise.

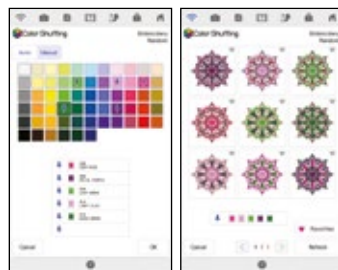
Enhanced thread colour palettes

Our already generous thread colour palette has been enhanced with additional thread brands.

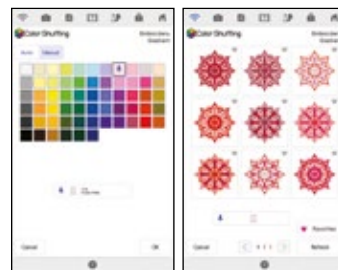
Colour Shuffling function for even more colour possibilities

Love a certain colour scheme? Not sure how to combine colours? Use the pin function in Random and Gradient modes to ensure your favourite colours are included in your shuffle.

Random Mode



Gradient Mode



Magnetic frames*

There are now 3 sizes of magnetic hoops to choose from:
 10 x 10" (254 x 254 mm),
 14 x 7" (360 x 180 mm) and
 7 x 5" (180 x 130 mm)

Hoop thick materials with ease. Avoid fabric shifting and the need to rehoop the fabric when connecting designs or embroidering large areas. Just slide the fabric on the frame for the next area to be embroidered.

Versatile Frames

One scan frame and four embroidery frames are included with the Luminaire Innov-is XP3.

408 x 272 mm (16 x 10.7")
 240 x 240 mm (9.5 x 9.5")
 180 x 130 mm (7 x 5")
 100 x 100 mm (4 x 4")

Built for quilters



Size really does matter on the Luminaire Innov-is XP3. With Brother's largest workspace, oversize projects can be sewn in comfort.

Go all the way

Edge-to-edge with ease using StitchVision projector technology and the long arm. Choose any of the ten in-built designs, input your quilt dimensions and the Luminaire will auto-split them into multiple hoopings for you. Our clever technology allows you to use the whole embroidery hoop to stitch out. Less hooping = quicker quilting.

Guided sewing

Angled lines of 45, 60, 90 and 120 degrees have been added to the Straight Stitch needle plate, which is perfect for quilters. You can now perfectly place triangles, rectangles, squares, hexagons, diamonds and virtually any other shape hassle-free.

Use the StitchVision projector to beam guidelines directly onto your fabric. Choose from straight or angled lines. Project the pinpoint drop light directly where you want your needle to start on the fabric, making stitch placement and free-motion quilting so much more precise.

QUILT BROIDERY

Want to add some embellishments to your quilts and really stand out from the crowd? The XP3 is imbued with multiple 'Quiltbroidery' features, that can't be found anywhere else.



Built-in hexagon shapes for auto split-sash

Five hexagon shapes that give you more options for your embroidery and quilting projects!



Two-colour quilting sash designs

Choose from five two-colour quilting sash designs. Perfect for eye-catching, colourful borders.



Auto-split large quilting sashes

Easily connect your patterns for beautiful quilt borders! Just choose the size of your border and the size of your hoop, and the Luminaire will automatically split the designs into multiple hoopings.



Triple stitch option for quilting sash patterns

Choose from either single or triple stitch for quilt sashing. Giving more thickness and definition to your stitches.



Echo quilting

With just the touch of a button the echo function will automatically add extra stitch lines to enhance your appliqué, patching and quilting.



Stipple and fill

Use the built-in library of 30 open shape and 12 lines to add interesting detail to any project. You can even combine shapes and apply inside or outside stippling. Accurately stipple anywhere on any project. With an auto-stipple function, stippling large areas is now as quick as touching a button.

Custom draw stippling

Use the scan frame or draw directly on the LCD display to create your own unique patterns. Get the look of complicated freehand stippling without the use of software or stitch regulation!

Innovative Design

We've built brilliance into the Luminaire Innov-is XP3. Find powerful design, editing and control software at your fingertips. Design any where, any how, any way that suits you.

Artspira

Welcome to your newest creative companion, Artspira. With Artspira, creativity is everywhere and imagination is everything.

Unlock the artist within. Use the Artspira app to draw your own simple embroidery patterns and transfer wirelessly to your machine.

Express yourself. Artspira gives you instant access to exclusive Brother projects and patterns each month.*

Explore, imagine, create. Artspira, inspiration 'At your side'.†

†Additional download required. Compatibility may vary by device and operating system. Requires connection to a wireless network.

Capabilities





Go wireless

With wireless connectivity you can wirelessly transfer embroidery data with the free Design Database Transfer** program or with PE-Design 11 (additional purchase necessary). You can also receive update notifications and connect to multiple Brother apps.

My Connection

Cut out the USB - wirelessly send files between your Luminaire and ScanNCut DX*. No need for cables, wires or SD cards!

Using the My Connection feature you can easily transfer your favourite embroidery data to be cut on your ScanNCut DX*. Want to stitch out cutting data? Now you can! Transfer from your ScanNCut DX* and retrieve in My Design Center.



*Only ScanNCut DX compatible models

**Only for Windows desktop devices

© Disney

Select. Send.
Edit. Create.



My Design Snap app

Transfer images wirelessly with the My Design Snap mobile app. Select a picture of line art or an illustration from your iOS or Android™ mobile device and send it wirelessly to your Luminaire Innov-is XP3.

My Stitch Monitor app

Keep track of your embroidery with the My Stitch Monitor mobile app on your iOS or Android™ device. Walk away from your machine and be notified via your mobile device when you need to change threads or if your project has finished stitching.

Large 10.1" HD LCD touch screen display with *Capacitive Technology*

The tablet like operation on this high-definition screen allows you to side-scroll, flick and pinch in and out.

From this screen you can:

- Edit on-screen embroidery
- Customise your settings
- Change to any of the 12 built-in languages
- View PDF instruction manual
- View on-screen video tutorials and built-in help guides
- And much, much more.

Zoom and adjustment

View your creations in crisp, vivid colour and watch them become larger than life with the zoom function of up to 1600% within My Design Center, and up to 400% in other modes. Easily adjust your design by rotating in 0.1 degree increments.

Enhanced LED lighting

Your projects will radiate with the enhanced machine lighting, now even more brilliant. The powerful, high-colour LED lighting will keep your workspace bright and clear, and with led shading. Regulate the brightness through five settings, including 'off'.





Accessories to enhance your creativity, your projects, your life

Included with your Luminaire Innov-is XP3

- Four frames, including our largest frame to date
- 17 different sewing and embroidery feet
- Straight stitch needle plate
- Magnetic foldable spool stand
- Adjustable pressure foot knee lifter
- Accessory case
- And so much more!!

Create more with Brother

With our extensive range of optional accessories you can enhance your creative sewing, quilting and embroidery even further. The only limit is your own imagination.

“Hoopnetic” magnetic sash frame

Hoop thick materials with ease on this large 360 x 180 mm frame. Avoid fabric shifting and the need to rehoop the fabric when connecting designs or embroidering large areas.

Wide extension table

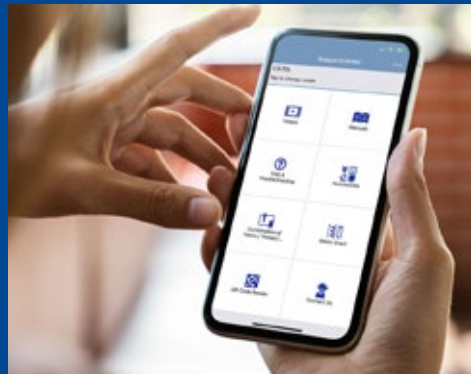
No project is too large with the super-size wide table.

Magnifying lens

Easily attaches to your XP3 and has two magnifying powers that you can easily flip down. Sew without straining your eyes.

Optional quilting feet for the digital dual feed

- Stitch in the ditch foot
- ¼” dual feed foot
- Open-toe dual feed foot



Brother Support App

At Brother we're always 'At your side' and will be with you every step of your sewing journey. Our tutorial movies and a support app are only a click away, so download today.

To get your creativity flowing we've produced some 'how-to' movies to help and inspire you, find them on our [YouTube](#) channel.

brother
at your side