



STELLAIRE 2

A machine for one-of-a-kind makers like you.



Innov-is XE2



Innov-is XJ2

brother
at your side

FOR ONE-OF-A-KIND *makers* LIKE YOU.



STELLAIRE 2

The Stellaire 2 series from Brother, featuring the Innov-is XJ2 sewing, embroidery and quilting machine, and the Innov-is XE2 embroidery machine, continue their exceptional reputation as go-to machines for hobbyists for a wide variety of projects. With an impressive combination of cutting-edge technology, luxury features, and inspiring designs, the Stellaire 2 series of machines will elevate your sewing, embroidery, and quilting skills.

Create WITH Artspira

An all-in-one
cloud-based
design platform
from Brother



Built-in Embroidery Drawing Tools

Create line-art-inspired embroidery drawings right in the palm of your hand with built-in embroidery drawing tools. Design hand-drawn images on your mobile device and transfer your creations to your Stellaire 2.¹

Stitch Simulator Feature

See your designs come to life. The Stitch Simulator feature will show how your design will look before it gets stitched out.

Artspira Magazine

Browse the Artspira digital magazine² tiles, where projects and tutorials are uploaded regularly. The Artspira magazine will help you get the most out of your Stellaire 2.

Limitless Creativity

The sky is the limit. With access to embroidery and cutting designs, as well as the ability to make embroidery patterns by drawing on your mobile device, there's no limit to your next project. There's a whole world of creativity waiting for you with Artspira!



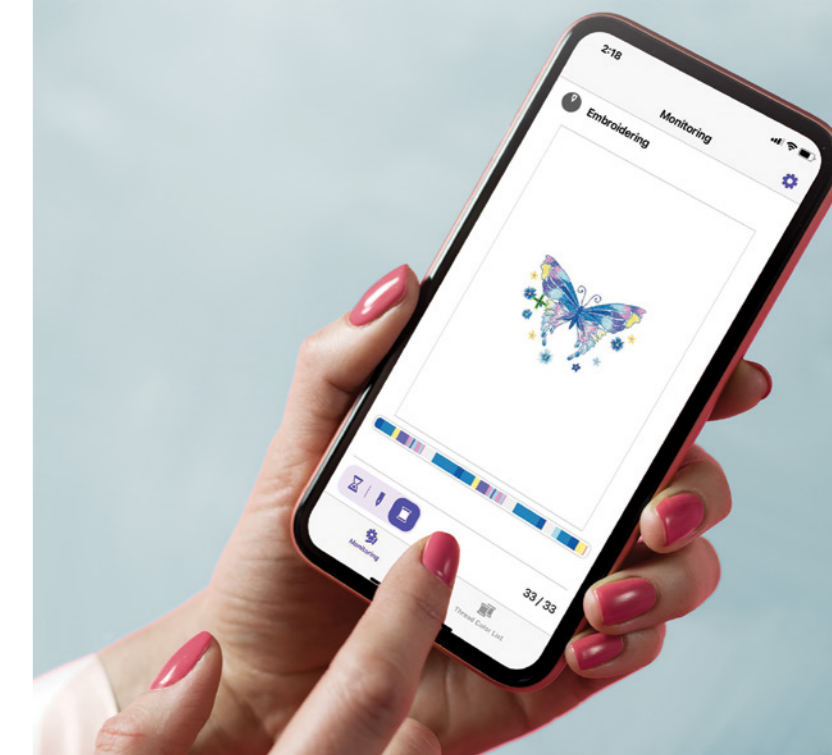
Download the app
and start creating today.

Artspira

A design platform by Brother

My Stitch Monitor Mobile App

Monitor the progress of your embroidery projects, thread alerts, and more with the My Stitch Monitor app¹. Be alerted when it's time to change the thread or when your project is complete, right from your mobile device. In addition, you can check information on all the thread colours used for embroidering. You can device when the machine stops.



design CAPABILITIES AT YOUR FINGERTIPS

with My Design Snap Mobile App

Precise Design Placement is a Snap

With the My Design Snap mobile app, place your design exactly where you want it every time.³ The Snowman Embroidery Positioning Marker works with the My Design Snap app on your mobile device.¹ Simply place the Snowman where you'd like the design to be embroidered and hoop your project. Snap a picture of the embroidery area using your mobile device, preview it on screen, and you're ready to embroider! The design will automatically rotate and position itself in the designated space.

Take a Snap of Your Background

Hoop your fabric and use the My Design Snap app on your mobile device¹ to snap a picture of the hooped area. The image can be sent to your machine through your wireless network so you can easily select, position, and colourise your embroidery designs to get the perfect combination. Or, use the background image and draw or trace a portion where you would

you select, giving you the ability to enhance any ordinary piece and turn it into a stunning creation.



TURN JUST ABOUT ANYTHING INTO *embroidery*

Creating a custom, personal work of art has never been easier. Use the My Design Snap mobile app¹ to turn line art, handwriting, or an illustration into embroidery data. Simply snap a pic of the image using the My Design Snap app on your mobile device.¹ The image is sent to your machine through your wireless network, and then converted into embroidery data.



1 - SNAP | 2 - CONVERT | 3 - EMBROIDER

wireless ENABLED FOR EASY DESIGN TRANSFER

Connect with My Connection

Use the built-in My Connection feature to transfer designs between machines wirelessly. This feature takes the place of using a USB to transfer designs between machines and is exclusive to the Brother ScanNCut DX model.



Free Downloadable Software Design Database Transfer

Use the built-in My Connection feature to transfer designs between machines wirelessly. This feature takes the place of using a USB to transfer designs between machines and is exclusive to the Brother ScanNCut DX model.

Overseas ScanNCut DX model shown for illustrative purposes.

MAKE YOUR PROJECTS *unique* with My Design Center

Built-in Shapes and Fill Patterns

Use the built-in library of editable shapes in My Design Center to expand your creative possibilities. Included are 30 basic shapes, 30 open shapes, and 17-line types that can be used alone or combined to create unique embroidery projects.



Instant Pattern and Decorative Stipple

With the preview mode, see both design in the centre and selected stippling before you embroider.



SEE YOUR *designs* COME TO LIFE

Expandable Library of Built-In Tutorial Videos

Become a Stellaire 2 pro! The built-in tutorials make learning easy. View the tutorial videos directly on the high-

to maintenance. Or, stream your own videos using the industry standard MP4 format.

Intuitive User Interface

and the ability to view your design properties in preview mode. Easily view your embroidery design on a white, grey, or black background, making it easy to see the detail of the embroidery.

Zoom and Adjustment Features

View your creations in crisp, vivid colour and watch them become larger than life with the zoom function of up to 800% within My Design Center (and up to 200% in other modes). Easily adjust your design by rotating in .1-degree increments.



ROOM TO *create*

Expansive Workspace

With a large 9.5" x 14" embroidery area, you can create large projects, such as bed quilts.

Large 9.5" x 14" Embroidery Area

The large embroidery area allows you to create large projects, such as bed quilts, and combine designs so you can stitch them out in one hooping.

innovative DESIGN CAPABILITIES

Precise Needle Drop Positioning

up your fabric to see where the needle will drop for all your projects. Accurate to +/- 1mm from needle drop with materials of up to 2mm thick makes it highly accurate for placement, even if you hoop your items crooked.³



Colour Shuffling Function

Choose the colours you wish to include in your embroidery design and save up to 9 different variations of the design to select your favorite colour combination. For even more customisation, after choosing the desired colour combination, use the Editing function to resize your design

desired location.

Enhanced Letter Editing

Easily manipulate your text on screen. Arc text with the array tool and either place it on a diagonal or slice the text

moved up/down/left and right individually or as a group.

Fast Embroidery Speeds

Create more in less time with embroidery speeds of up to 1,050 stitches per minute.

UNIQUE DESIGN TECHNIQUES TO ENHANCE YOUR *creations*



Creative Yarn Couching

Embroider letters with yarn for a cool 3-D effect using the included couching embroidery foot. Create upper- and lower-case letters (approx. 3" tall) and numbers.



Matrix Copy

Need to add multiple images of the same design on your project? Use the Matrix Copy feature to create numerous copies of the same image for one-of-a-kind patterns.

Echo and Deco-fill Stippling

No Sew Feature


Remove different design aspects before you start so you can see what you don't want to stitch.

get inspired WITH FRESH EMBROIDERY DESIGNS AND FONTS



Let your imagination and creativity run wild with the extensive library of built-in embroidery designs and fonts.

| | | | | | | | | |
|---|--|---|--|--------------------------------|-----------------------------|------------------------------|----------------------------------|---|
| 788 Built-in Embroidery Designs | 140 Frame Pattern Combinations | 92 Built-in Satin Stitch Patterns | 26 Built-in embroidery lettering fonts | 15 Buttonhole Styles | 10 Quilt Patterns | 5 Crochet Patterns | 3 In-the-Hoop Patterns | 101 Exclusive Built-in Disney Designs |
|---|--|---|--|--------------------------------|-----------------------------|------------------------------|----------------------------------|---|



Disney is in our DNA

U 1

9

š

š

Minnie Mouse, Goofy and Pluto, as well as your favorite characters from *Frozen*, *Finding Nemo* and *Cars*!

sewing FEATURES

Available with the Innov-ís XJ2



Built-in Sewing Stitches and Fonts

Enjoy a library of 760 built-in decorative stitches, including 20 tapering, 3 Sashiko, and 130 compatible stitches with Dual Feed Foot.

Stitch Tapering Function

Add a nice, professional taper to jeans, tops, and home décor. Simply choose the stitch you would like to use, the angle of the start and end of the taper, and the number of repeat stitches in the pattern cycle.

Compact MuVit Digital Dual Feed Foot

Allows for smoother feeding and the ability to stitch thicker fabrics with ease. Continual contact with the material ensures steady stitching and the capability to stitch forward and backward.

Advanced N+ Foot

The included N+ foot has a durable coating for feeding fabric smoothly, and the addition of a plastic guide helps to minimize any misalignment of the material.



Sew Straight Laser Vision Guide

The bright laser line makes it easy to view on darker fabrics, as well as the

without leaving any marks on your fabric. Sew decorative stitches at precisely the distance you'd like by setting the laser guide and guiding the fabric along the laser guideline.

Fast Sewing Speeds

Finish projects faster with sewing speeds up to 1,050 stitches per minute.

Advanced Presser Foot Control

Automatically raises after trimming and lowers when you start sewing.

My Custom Stitch

For the ultimate sewing and embroidery personalisation, the My Custom Stitch feature allows you to create a stitch or pattern, save it, and then use that unique stitch or pattern for all your projects.

Combine Stitches for Multiple Uses

Simply select from the built-in stitches, preview the combined stitches, and edit them with mirror image, length, width, and

accessories TO ENHANCE YOUR MACHINE

Included Accessories

Included Embroidery Frames

Innov-ís XJ2 includes a set of 4 embroidery frames: 240mm x 360mm, 240mm x 240mm, 130mm x 180mm, 100mm x 100mm

Innov-ís XE2 includes a set of 2 embroidery frames: 240mm x 360mm, 130mm x 180mm

Included Sewing & Embroidery Feet

“R”, Button Fitting Foot “M”, Compact Dual Feed Foot, Regular Dual Feed Foot (on Compact Dual Feed Foot), Straight Stitch Foot, Free Motion Open Toe Quilting Foot “O”, Free Motion Quilting Foot “C”, Free Motion Echo Quilting Foot “E”, Embroidery

Couching, Yarn Threader and Shank adapter.

Accessory Case

way when not in use.

Optional Accessories⁴

Magnetic Sash Frame (178mm x 305mm)

- With eight strong magnets, you can hoop and embroider materials up to 2mm in thickness.

Magnifying Lens

- Easily attaches to your Stellaire 2 and has two lenses

straining your eyes.

PE-DESIGN 11 and PE-DESIGN 11 Upgrade




Stellaire 2 to send embroidery designs back and forth wirelessly.

SDX1250 Cutting Machine

to detect the thickness of the material.

brother
at your side

For more information www.brother.com.au

   /brotheraustralia

¹Compatibility may vary by device and operating system. Requires connection to a wireless network. ²Customers must have an active Artspira account to access the Weekly Digital Magazine. ³In some cases, there may be some difference between the projector view and actual embroidery stitch-out, based on materials used. ⁴Sold separately, additional purchase required.
change. ©2023 Brother International Corporation. ©Disney.